


# Earth Day




**MP-Education**

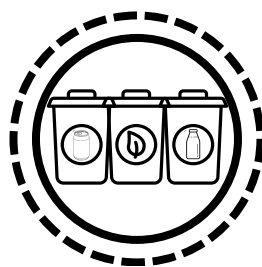


# Earth Day

Popatrz na obrazki. Pokoloruj ramki na zielono jeśli jest to zachowanie pozytywne, a na czerwono jeśli negatywne.



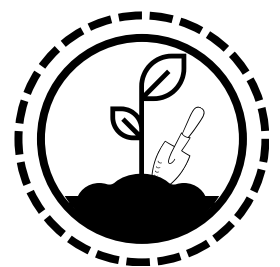
recycle



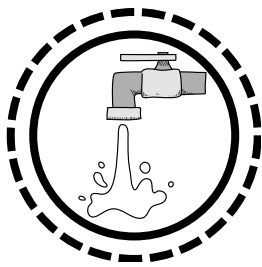
segregate



drop litter




plant plants /trees



waste water




pollute



turn the lights off



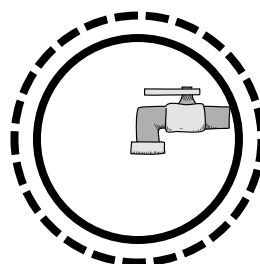
ride a bike or walk




leave the lights on



put litter in the bin



save water



pick plants



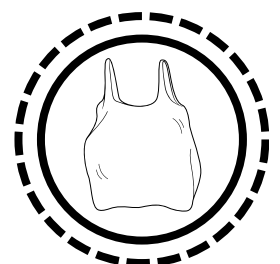
clean up parks



collect paper



protect animals/plants



use a plastic bag





# Earth Day



Nasze czyny powodują, że Ziemia jest piękniejsza. Spraw by Ziemia się uśmiechnęła i pokoloruj obrazek. Pokoloruj jeden element obrazka, jeśli robisz podane czynności.

*I save water. I remember to turn off the water when I do not use it.*

*I do not drop litters. I always put litters in the bin.*

*I play my toys many times.*

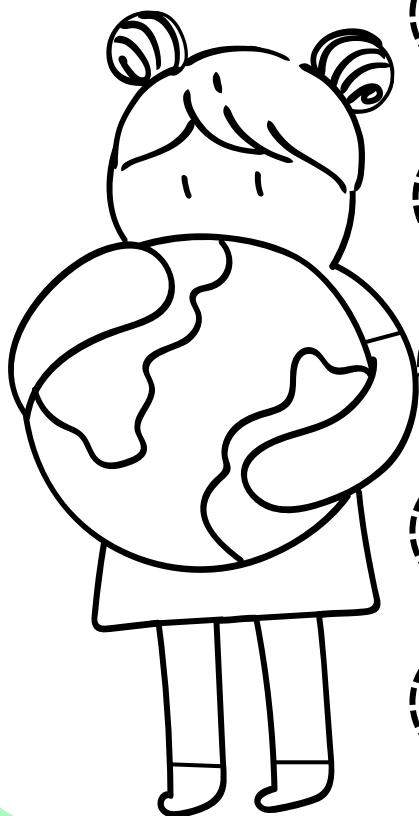
*I clean up parks.*

*I walk and ride a bike.*

*I segregate.*

*I do not pick up flowers.*

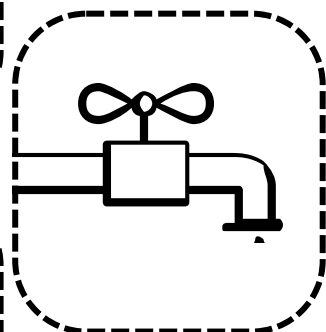
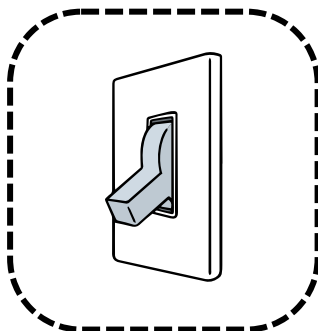


*I think about Earth, because I love my planet.*





# Earth Day

Odgadnij jakie zasady są przedstawione na obrazkach.  
Połącz je z odpowiednim zdaniem.



I turn off the water  
when I do not use it.

I always put litter in the bin.

I use reusable water bottle.

I clean up parks.

I ride a bike.


I segregate.

I turn off the lights  
when I'm not in the room.





Uzupełnij zdania wpisując **always** lub **never**.  
Którą Ziemię wolisz? Pokoloruj odpowiedni obrazek.





..... turn the lights off.

..... drop litter.

..... segregate.

..... pollute.

..... clean up parks.



..... waste water.

..... plant trees.

..... recycle.

..... use plastic bags.








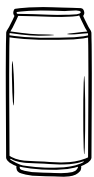


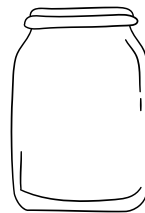
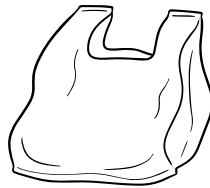
..... segregate.





# Earth Day

Posegreguj śmieci zgodnie z tym do jakiego kosza powinny trafić. Pokoloruj kosze i otocz śmieci odpowiednim kolorem.





Napisz list do Matki Ziemi.  
Przedstaw się i napisz jak możesz dbać o nią.

Dear Mother Earth!

My name is ..... I am in Class .....

and I live in ..... I really love you, because  
you are ..... ! I promise to take care of you.

I will .....

Your friend,

.....







# Earth Day

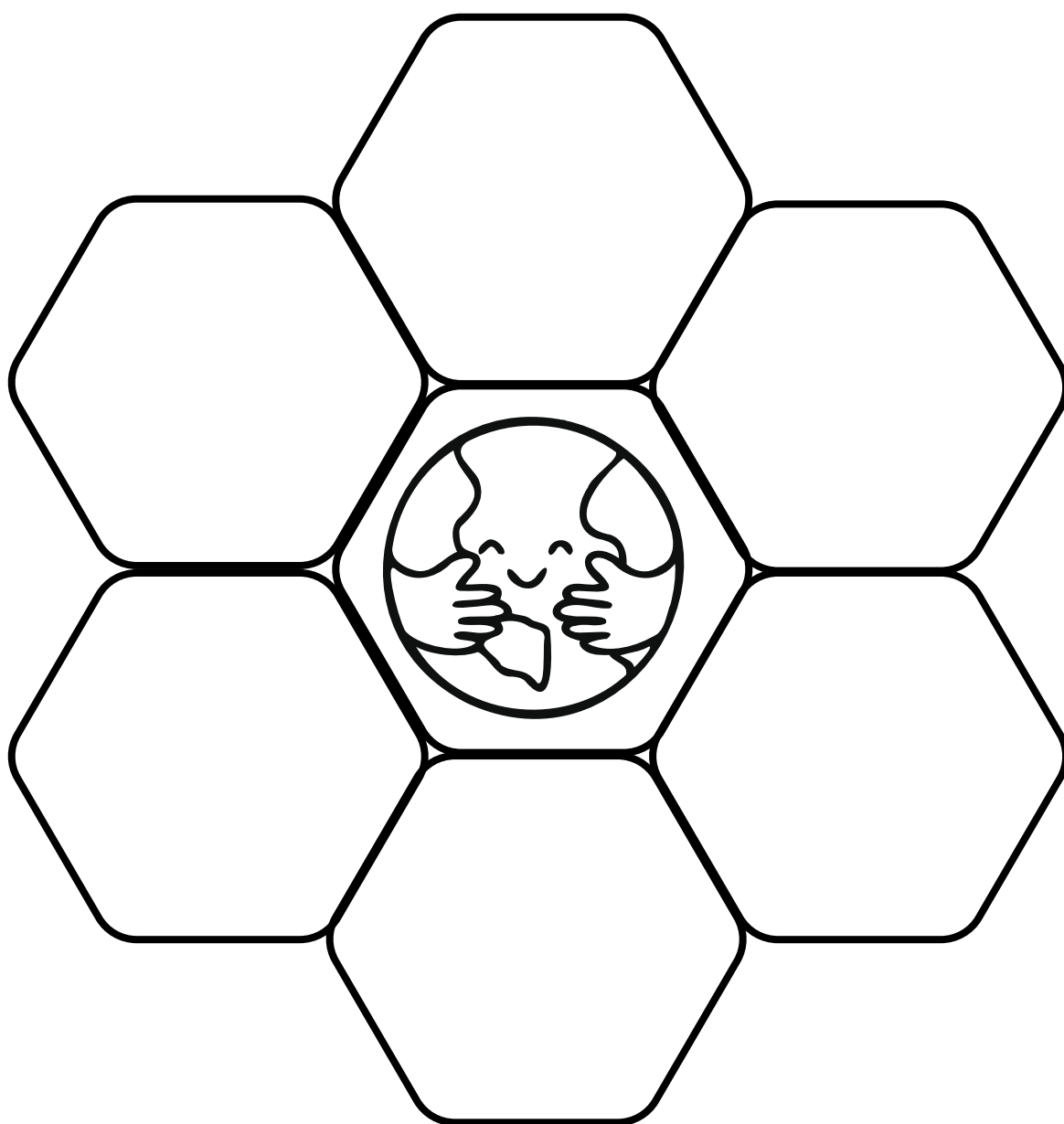
Znajdź w wykreślanie 10 zasad dbania o planetę. Wypisz je.







Uzupełnij skrzydełka pomysłami co ty możesz zrobić, tak aby pasowały do buźki

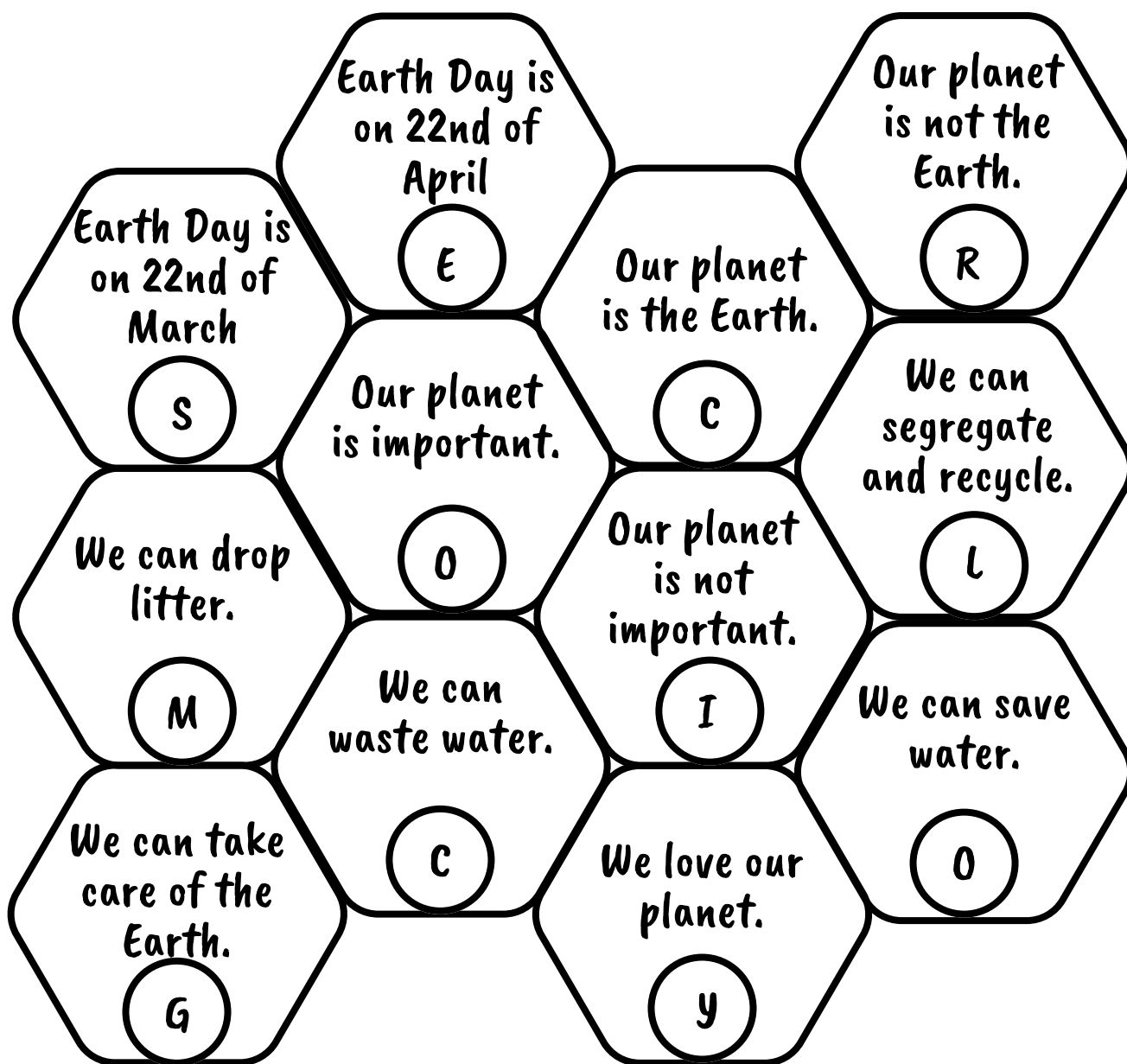





# Earth Day



Pokoloruj sześciokąty, które zawierają prawdziwe informacje. Z literek na pokolorowanych figurach utworzysz hasło. Co to słowo oznacza?



hasło:





Znajdź w wykreślanie 10 zasad dbania o planetę. Wypisz je.

1. \_\_\_\_\_
2. \_\_\_\_\_
3. \_\_\_\_\_
4. \_\_\_\_\_
5. \_\_\_\_\_
6. \_\_\_\_\_
7. \_\_\_\_\_
8. \_\_\_\_\_
9. \_\_\_\_\_
10. \_\_\_\_\_





**Przeczytaj tekst i odpowiedz na pytania.**

Earth Day is a very important day. It is the day when we celebrate Earth and we talk about our planet. We celebrate it every year on 22nd April. On Earth Day, we go to clean up parks or places near our schools or houses and we plant plants or trees. We also learn how to segregate and what we can recycle.

**1. What do we celebrate on 22nd April?**

-----

-----

-----

**2. What do we do on Earth Day?**

-----

-----

-----

**3. What do we learn on Earth Day?**

-----

-----

-----





Przeczytaj tekst i odpowiedz na pytania.

Earth Day is a very important day for everyone, because it is the day when we celebrate our planet. It is a green and beautiful planet with many forests, seas, animals and plants. It is called Earth and we need to take care of it. Very often, Earth is sad, because we don't protect her, we pollute, drop litter and waste water. We want our planet to be happy and that is why we celebrate Earth Day every year on 22nd April. On Earth Day, we go to clean up parks or places near our schools or houses and we plant plants or trees. We also learn how to segregate and what we can recycle and do to protect our planet.

1. When do we celebrate Earth Day?

2. Why our planet is sad?

3. What can we do on Earth Day?





Uzueptnij 10 zasad małego ekologa słówkami z ramki.

green      plant      drop      parks      ride  
plastic      celebrate      think      teach      segregate

1. I always ..... about the environment.
2. I never ..... litter.
3. I always ..... rubbish.
4. I often ride a ..... or walk to school.
5. I never use ..... bags.
6. I ..... plants and trees.
7. I clean up.....
8. I ..... other children about Earth Day.
9. I always ..... Earth Day.
10. I want to see my plant ..... and healthy.







# Earth Day

**Sprostaj wyzwaniu ekologicznemu i wykonaj wszystkie zadania.**



**1. Watch a cartoon about recycling.**



**2. Find a recycling bin near your house.**



**3. Go for a walk or ride a bike.**




**4. Find a green place near your house.**



**5. Turn off the water while brushing your teeth.**




**6. Use a reusable water bottle.**



**7. Find something made of a recycled material.**



**8. Do a toy from an old empty bottle.**



**9. Help your parents to segregate rubbish.**



**10. Plant plants or a tree.**

